



TF-100™ Series

Vibrating Tuning Fork



Easy Installation

The TF-100 requires no calibration. Install, connect power and outputs, and you're done.

Compact Design

Integral electronics with sensor lengths as short as 1.9" (47mm) makes this switch ideal for limited space installations.

Reliability

Internal Self-Check feature monitors the electronics and sensor. If there is a fault, the output switches to the Alarm State.

Output

- TF-L includes a DPDT relay output for local control of pumps, valves, or alarm indication.
- TF-P offers PNP or NPN transistor output.
- TF-T is a current output switch (8 mA / 16 mA).

Application

The TF-100 Series Point Level Switch is designed for reliable indication of liquids and light slurries. The output can be set to indicate alarm on either high level for spill prevention, or low level for run-dry protection.

Versatility

This versatile level switch requires no calibration and is available with relay, transistor, or current outputs.

The electronic module responds to changes in frequency from an uncovered to a covered fork. As such, it is immune to changes in electrical properties of the material. This allows the TF-100 Series to be used in vessels that can have either conductive or insulating liquids.

Maintenance Free

When used in accordance with installation guidelines the TF-100 Series - Vibrating Tuning Fork requires no routine maintenance.

Sanitary










Sanitary models are available for Pharmaceutical and Food & Beverage applications.



Point Level Measurement

TF-100™ Series

Specifications

TF-100	TF-L Relay Output	TF-P Transistor Output	TF-T Current Output
Technology	Vibrating Tuning Fork	Vibrating Tuning Fork	Vibrating Tuning Fork
Calibration	None	None	None
Modes of Operation (Protection)	High Level (Overfill) Low Level (Run-Dry)	High Level (Overfill) Low Level (Run-Dry)	High Level (Overfill) Low Level (Run-Dry)
Repeatability	Approx. 2 mm with vertical Installation	Approx. 2 mm with vertical Installation	Approx. 2 mm with vertical Installation
Ambient Electronic Temp.	- 40° to 158° F - 40° to 70° C	- 40° to 158° F - 40° to 70° C	- 40° to 158° F - 40° to 70° C
Storage Temperature	- 40° to 176° F - 40° to 80° C	- 40° to 176° F - 40° to 80° C	- 40° to 176° F - 40° to 80° C
Indicators	Two Color LED (Red / Green)	Two Color LED (Red / Green)	Two Color LED (Red / Green)
Power Requirement	20 to 253 VAC, 50/60Hz 20 to 72 VDC	10 to 55 VDC	11 to 36 VDC
Density	0.7 to 2.5g/cm ³ (Standard) 0.5 to 0.7g/cm ³ (Selectable)	0.7 to 2.5g/cm ³ (Standard) 0.5 to 0.7g/cm ³ (Selectable)	0.7 to 2.5g/cm ³ (Standard) 0.5 to 0.7g/cm ³ (Selectable)
Output	DPDT Relay Min 10 micro Amps Max 5 Amps AC 1 Amp DC	Floating Transistor PNP or NPN	8 mA Normal 16 mA Alarm
Housing	Powder Coated Aluminum	Powder Coated Aluminum	Powder Coated Aluminum
Ingress Protection	NEMA 4X / IP66	NEMA 4X / IP66	NEMA 4X / IP66
Approvals	 Explosion proof Class 1, Div. 1 Groups A, B, C, D, T5 Ta = 60oC, Explosion Proof Class 1, IIC T5 Ta = 60oC Dust Ignition Proof Div, II, III, Groups E, F, G, T5 Ta = 60oC, Type NEMA 4X/IP66 Non-incendive Class 1, Div. 2 Groups A, B, C, D, T5 Ta = 60oC Non-incendive Class 1, Div. 2, IIC T5 Ta = 60oC, Suitable for Class II, Div. 2, F, G, T5 Ta = 60oC Suitable for Class III, Div. 1, T5 Ta = 60oC	 Explosion proof Class 1, Div. 1 Groups A, B, C, D, T5 Ta = 60oC, Explosion Proof Class 1, IIC T5 Ta = 60oC Dust Ignition Proof Div, II, III, Groups E, F, G, T5 Ta = 60oC, Type NEMA 4X/IP66 Non-incendive Class 1, Div. 2 Groups A, B, C, D, T5 Ta = 60oC, Non-incendive Class 1, Div. 2, IIC T5 Ta = 60oC Suitable for Class II, Div. 2, F, G, T5 Ta = 60oC, Suitable for Class III, Div. 1, T5 Ta = 60oC	 Explosion proof Class 1, Div. 1 Groups A, B, C, D, T5 Ta = 60oC, Explosion Proof Class 1, IIC T5 Ta = 60oC Dust Ignition Proof Div, II, III, Groups E, F, G, T5 Ta = 60oC, Type NEMA 4X/IP66 Intrinsically Safe Class I, II, III, Groups A, B, C, D, E, F, G, T4 TA = 60oC when powered by an I.S. supply meeting the following entity requirements: Vmax = 31 V, Imax = 166mA, Pi = 0.667W, Ci = 0n F, Li = 0mH, 12 – 31 VDC 116 mA Max. I/O/Aex ia / IIC/ T4 TA = 60oC, ANI/1/II, III, 2, A, B, C, D, E, F, G, T5 Ta = 60oC, Non-incendive Class 1, Div. 2 Groups A, B, C, D, T5 Ta = 60oC Non-incendive Class 1, Div. 2, IIC T5 Ta = 60oC, Suitable for Class II, Div. 2, F, G, T5 Ta = 60oC, Suitable for Class III, Div. 1, T5 Ta = 60oC
Approvals Pending	Pending Pending  	Pending Pending  	Pending Pending  

Point Level Measurement

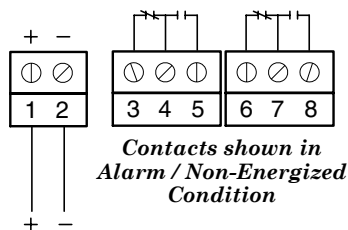
TF-100™ Series

Specifications

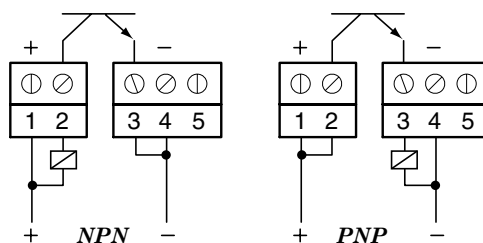
Sensing Element			
Materials of Construction	316 L Stainless Steel (optional flanges and tri-clamp mountings available)	316 L Stainless Steel (optional flanges and tri-clamp mountings available)	316 L Stainless Steel (optional flanges and tri-clamp mountings available)
Mounting	¾ inch NPT (Standard)	¾ inch NPT (Standard)	¾ inch NPT (Standard)
Temperature	-58° to 302° F -50° to 150° C	-58° to 302° F -50° to 150° C	-58° to 302° F -50° to 150° C
Process Pressure	Vacuum to 928 psi (0 to 64 Bar)	Vacuum to 928 psi (0 to 64 Bar)	Vacuum to 928 psi (0 to 64 Bar)
Viscosity	0.1 to 10,000 Centipoise	0.1 to 10,000 Centipoise	0.1 to 10,000 Centipoise

Wiring

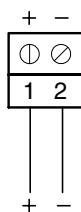
TF-L Relay Output



TF-P Transistor Output



TF-T Current Output

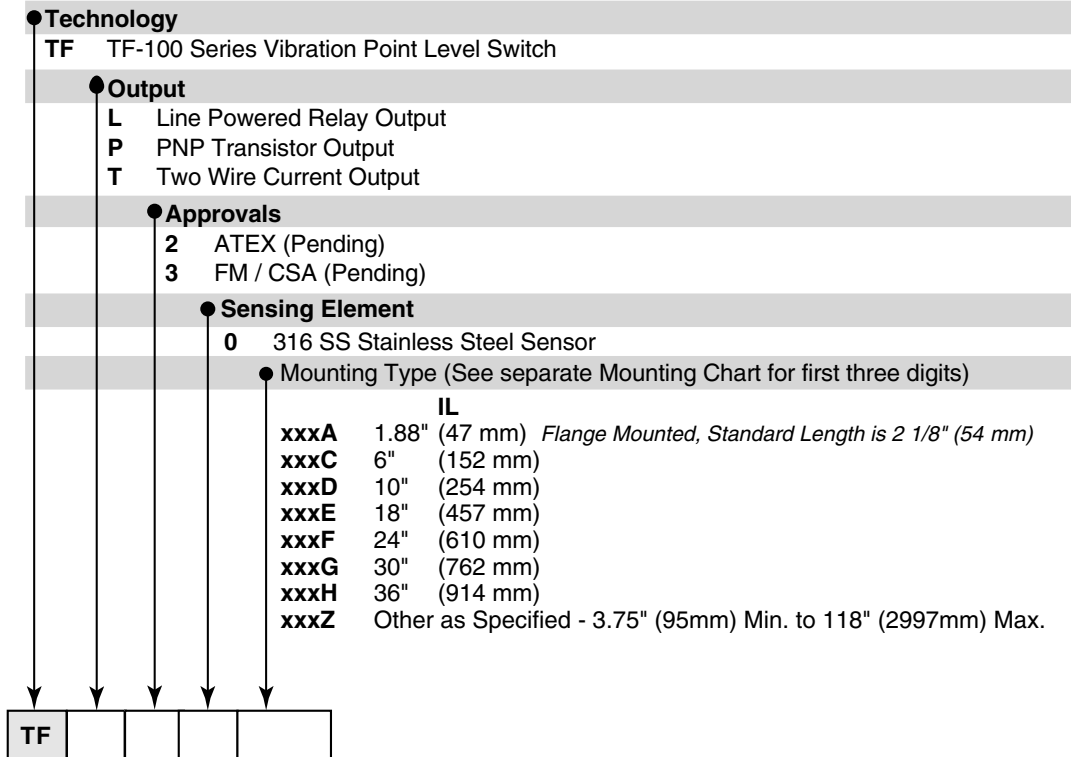


Point Level Measurement

TF-100™ Series

Model Numbering

TF -100 Series



Mounting Chart

A1B 3/4" (19 mm)	NPT	DG1 2" (51 mm)	300# RF 316 / 316LSS
DA1 1" (25 mm)	150# RF 316 / 316LSS	DJ1 3" (76 mm)	300# RF 316 / 316LSS
DB1 1 1/2" (38 mm)	150# RF 316 / 316LSS	DL1 4" (102 mm)	300# RF 316 / 316LSS
DC1 2" (51 mm)	150# RF 316 / 316LSS	C2B 1" (25 mm)	Tri-Clamp 3A Sanitary
DI1 3" (76 mm)	150# RF 316 / 316LSS	C3B 1 1/2" (38 mm)	Tri-Clamp 3A Sanitary
DK1 4" (102 mm)	150# RF 316 / 316LSS	C4B 2" (51 mm)	Tri-Clamp 3A Sanitary
DE1 1" (25 mm)	300# RF 316 / 316LSS	C6B 3" (76 mm)	Tri-Clamp 3A Sanitary
DF1 1 1/2" (38 mm)	300# RF 316 / 316LSS		

U.S.A. Sales: 800-553-9092 • 24-Hour Service: 800-527-6297 • International Support: 215-674-1234 • Fax: 215-674-2731

AMETEK®
DREXELBROOK

205 Keith Valley Road
 Horsham PA 19044 U.S.A.
 E-mail - drexelbrook.info@ametek.com
 Web - www.drexelbrook.com

AMETEK Nihon Drexelbrook
 2 Chome • 12-7 Minami Gyotoku
 Ichikawa City • Chiba 27201 Japan
 Phone: 81-473-56-6513
 Fax: 81-473-56-6535
 E-mail: nd@nihon-drexelbrook.co.jp

AMETEK Singapore Pte. Ltd.
 10 Ang Mo Kio Street 65
 #05-12 Techpoint • 569059 Singapore
 Phone: 65-6484-2388
 Fax: 65-6481-6588
 E-mail: aspl@ametek.com.sg

AMETEK Precision Instruments Europe
 Rudolf-Diesel-Strasse 16
 D-40670 Meerbusch Germany
 Phone: 49-2159-9136-0
 Fax: 49-2159-9136-39
 Web: www.ametek.de